

**M12 male 0° / M8 female 90° LED**

PUR 4x0.25 gy UL/CSA+drag chain 1m

Male straight – female 90°

M12 – M8, 4-pole

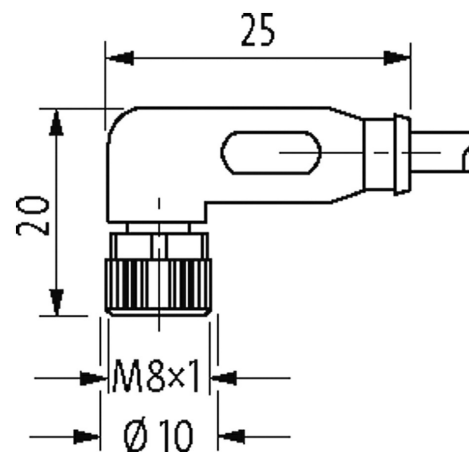
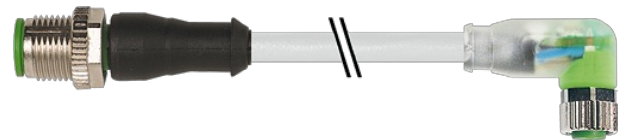
2× LED (PNP), (NPN) on request

Art-No. 7005 - M12 Lite - (plastic hexagonal screw) on request


Plastic housings with good resistance against chemicals and oils.

The resistance to aggressive media should be individually tested for your application. Further details on request.

Further cable lengths on request.

**[Link to Product](#)****Illustration**

Product may differ from Image

**Approvals**

\* only for products with UL/CSA approved cable

**Form**

Form 40651

**General data**

Standards DIN EN 61076-2-101 (M12), DIN EN 61076-2-104 (M8)

Pollution Degree 3

Temperature range -25...+80 °C, depending on cable quality

**Cables**No./diameter of wires 4 × 0.25 mm<sup>2</sup>

C-track properties 10 Mio.

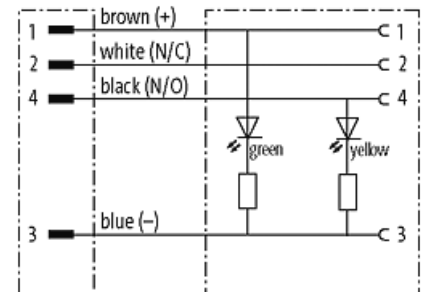
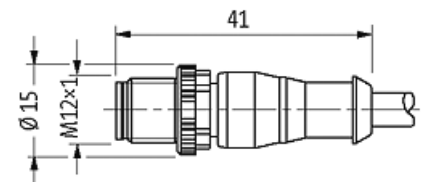
|                                    |  |
|------------------------------------|--|
| Wire isolation                     | PP (br, wh, bl, bk)  |
| Material (jacket)                  | PUR (UL/CSA)   |
| Outer Ø                            | 4.5 mm ±5%   |
| Bend radius (moving)               | 10× outer Ø  |
| Temperature range (fixed)          | -40...+80 °C   |
| Temperature range (mobile)         | -25...+80 °C   |
| Cable identification               | 231  |
| Cable Type                         | 3 (PUR)  |
| Approval (cable)                   | cURus (AWM-Style 20549/10493); CE conform  |
| Cable weight [g/m]                 | 33,00  |
| Material (wire)                    | Cu wire, bare  |
| Resistor (core)                    | max. 79 Ω/km (20 °C)   |
| Single wire Ø (core)               | 0.1 mm   |
| Construction (core)                | 32× 0.1 mm (multi-strand wire class 6)   |
| Diameter (core)                    | 4× 0.25 mm <sup>2</sup>  |
| AWG                                | similar to AWG 24  |
| Material (wire isolation)          | PP   |
| Material property (wire isolation) | CFC-, halogen-, cadmium-, silicone- and lead-free  |
| Shore hardness (wire isolation)    | 70 ±5 D  |
| Wire-Ø incl. isolation             | 1.25 mm ±5%  |
| Color/numbering of wires           | br, bk, bl, wh   |
| Stranding combination              | 4 wires twisted  |
| Shield                             | no   |
| Material (jacket)                  | PUR  |
| Material property (jacket)         | CFC-, halogen-, cadmium-, silicone- and lead-free, matt, low-adhesion, machine easy to process, abrasion-resistant, hydrolysis and microbial resistant |
| Shore hardness (jacket)            | 90 ±5 A  |
| Outer-Ø (jacket)                   | 4.5 mm ±5%   |
| Color (jacket)                     | gray   |
| chemical resistance                | good resistance to oil, gasoline and chemicals (EN 60811-404)  |
| thermal resistance                 | flame retardant UL 1581 VW1 / CSA FT1 / IEC 60332-1, IEC 60332-2-2   |
| Nominal voltage                    | 300 V AC   |
| Test voltage                       | 2500 V AC  |
| Current load capacity              | to DIN VDE 0298-4  |
| Temperature range (fixed)          | -40...+80 °C, (+90 °C at max. 10 000 operating hours)  |
| Temperature range (mobile)         | -25...+80 °C, (+90 °C at max. 10 000 operating hours)  |
| Bend radius (fixed)                | 5× outer Ø   |
| Bend radius (moving)               | 10× outer Ø  |
| No. of bending cycles (C-track)    | max. 10 Mio. (25 °C)   |
| Travel speed (C-track)             | max. 3 m/s   |
| Acceleration (C-track)             | max. 10 m/s <sup>2</sup>   |
| Torsion stress                     | ±180°/m  |
| No. of torsion cycles              | max. 2 Mio. (25 °C)  |
| Torsion speed                      | 35 cycles/min  |
| Jacket Color                       | gray   |
| <b>Technical Data</b>              |  |
| Operating voltage                  | 24 V DC ±25%   |
| Operating voltage (only UL listed) | max. 30 V DC   |
| Rated surge voltage                | 0.8 kV   |

|   |   |
|---|---|
| Operating current per contact             | max. 4 A  |
| Material group                            | IEC 60664-1, category I   |
| Coding                                    | A-coded   |
| LED display                               | (yellow/green)  |
| Locking of ports                          | Screw thread (M8/M12×1 mm) recommended torque 0.4/0.6 Nm, self-securing |
| Compression gland                         | M8 (SW9), M12 (SW13)  |
| Protection                                | IP66K, IP67 inserted and tightened (EN 60529)                           |
| Material                                  | PUR   |
| Locking material                          | Zinc die casting, matte nickel plated                                   |
| suitable for corrugated tube (internal Ø) | M12 (10 mm); M8 (6.5 mm)  |

#### Commercial data

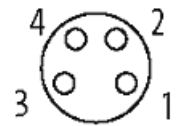
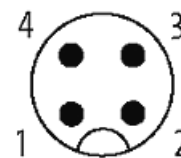
|                       |               |
|-----------------------|---------------|
| country of origin     | DE            |
| customs tariff number | 85444290      |
| EAN                   | 4048879586054 |
| eClass                | 27279218      |
| Packaging unit        | 1             |

#### Sketch



Male

Female



Product may differ from Image